

SMARTair - Products

Application

Proximity readers for use where access to particular areas must be restricted. For example, doors between public and private areas in banks and shops plant rooms and laboratories. When used with a mechanical deadlock provides out-of-hours physical security.

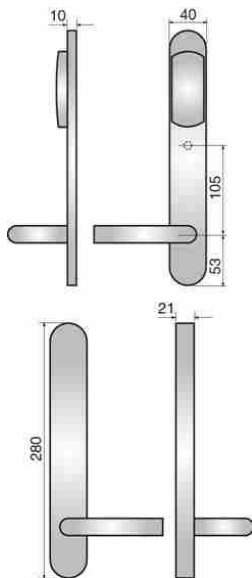


Smartair door units may be used with any ASSA Modular or Connect Lock with an 8mm through handle follower, and are simple to retro-fit to an existing lock. No cabling is required. Suit 38-44mm thick doors as standard extended fittings for thicker doors are also available. Handing reversible.

Cover plates for retrofitting are available. Stainless steel finish.

For finishes, electrical details and accessories see Electric Locking Information appendix.

Smartair door unit



Proximity reader

Uses contactless cards or tokens to allow entry. Mifare 1K cards as standard 4K cards are also available. 10mm read distance.

Real-time clock and calendar, with 14 time zones each with five time periods each. audit trail records up to 1,000 events.

Four operating modes:

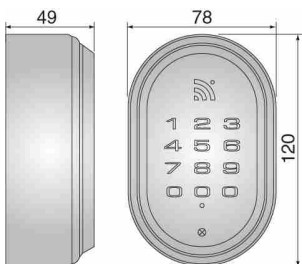
- Free way (free access).
- First user (free access after first access by an authorised user).
- Standard (token required for access).
- Double user (two authorised users must both present their tokens to gain access).

IP-54 rated external version also available.

EN 13 501-2: 2004
EN 1634: 2000 - 60 & 90 mins
Degree of protection:
IP-54 for EN 60529

Wireless door unit internal plate has extended battery pack. Dimensions excluding handle H 366 W56 D36.5.

Smartair wall reader



Proximity reader

Wall reader offering the same functionality as the door unit.

For use with electric locking devices. Requires separate cabling and a 12/24V DC power supply.

Suitable for use on external doors: IP-54 rated.

EN 13 501-2: 2004
EN 1634: 2000 - 60 & 90 mins
Degree of protection:
IP-54 for EN 60529

SMARTair - Products

Application

Proximity readers for use where access to particular areas must be restricted. For example, doors between public and private areas in banks and shops plant rooms and laboratories. When used with a mechanical deadlock provides out-of-hours physical security.

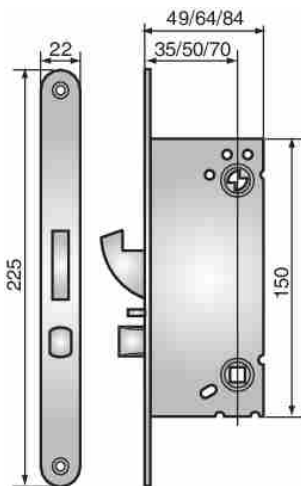


Smartair door units may be used with any ASSA Modular or Connect Lock with an 8mm through handle follower, and are simple to retro-fit to an existing lock. No cabling is required. Suit 38-44mm thick doors as standard extended fittings for thicker doors are also available. Handing reversible.

Cover plates for retrofitting are available. Stainless steel finish.

For finishes, electrical details and accessories see Electric Locking Information appendix.

Connect 340 lockcase

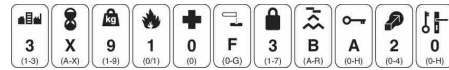


Sash lock for Smartair

Hardened steel hookbolt thrown 23.5mm by 90° turn of key or thumbturn. Latchbolt deadlocks automatically when door is closed.

Suitable for variations L5S, L8V, L3, V.

Latchbolt is reversible without opening lockcase. Available with 35mm, 50mm or 70mm backset.



The 340 has been tested to EN 12209 as shown.